

BUDGET AMENDMENT RESOLUTION

SCHOOL BOARD OF ALACHUA COUNTY

RESOLUTION NUMBER

15

FUND	
<input type="checkbox"/>	General Fund
<input checked="" type="checkbox"/>	Special Revenue
<input type="checkbox"/>	Debt Service
<input type="checkbox"/>	Capital Projects

ESTIMATED REVENUE

TRANSFERS &	PRESENT BUDGET	INCREASE (DECREASE)	REVISED BUDGET
TOTAL REVENUE TRANSFERS & BALANCES	\$ 98,512,365.81	\$1,962,422.40	\$ 100,474,788.21
O B J E C T S	SEE SCHEDULE I ATTACHED FOR ACCOUNT DETAIL.		

APPROPRIATIONS

FUNCTION/ OBJECT	PRESENT BUDGET	INCREASE (DECREASE)	REVISED BUDGET
SEE SCHEDULE II ATTACHED FOR FUNCTION/OBJECT DETAIL.			
TOTAL REVISIONS			






Adopted by the Board:

Date

Certified Correct:

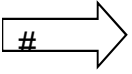
District Superintendent

 Reference # on Revenue Summary

REVENUE ACCT. #	DESCRIPTION	APPROVED 2023-2024 BUDGET	INCREASE/ (DECREASE)	REVISED 2023-2024 BUDGET
3130	HEAD START	-	-	-
3190	OTHER FEDERAL DIRECT	71,083.13	 14,040.00	85,123.13
3201	VOC EDUCATION	400,474.00	 100,000.00	500,474.00
3210	STATE FISCAL STABIL K-12	-	-	-
3214	RACE TO THE TOP	-	-	-
3225	TITLE II	1,226,899.00	-	1,226,899.00
3226	EISENHOWER MATH AND SCIENCE	-	-	-
3227	DRUG FREE SCHOOLS	-	-	-
3230	ED HANDICAPPED	8,780,535.00	-	8,780,535.00
3240	TITLE I	12,888,040.56	 1,638,363.40	14,526,403.96
3241	LANGUAGE INSTR TITLE III	140,926.00	 49,219.00	190,145.00
3242	TWENTY FIRST CNTY TITLE IV	1,123,715.15	-	1,123,715.15
3251	ADULT EDUCATION	-	-	-
3260	NATIONAL SCHOOL LUNCH ACT	-	-	-
3261	LUNCH REIMBURSEMENT	10,265,731.60	-	10,265,731.60
3262	BREAKFAST REIMBURSEMENT	3,069,768.48	-	3,069,768.48
3263	AFTER SCHOOL SNACK REIMB	82,851.21	-	82,851.21
3264	CHILD CARE PROGRAM	1,478,103.85	-	1,478,103.85
3265	USDA COMMODITIES	1,264,256.24	-	1,264,256.24
3266	IN LIEU OF COMM.	95,715.33	-	95,715.33
3267	SUMMER FEEDING	475,000.00	-	475,000.00
3268	NUTRITIOIN ED & TRAINING	593,550.00	-	593,550.00
3269	OTHER FOOD SERVICES	637,000.00	-	637,000.00
3270	ESEA TITLE VI	-	-	-
3271	ESSER	37,679,312.24	-	37,679,312.24
3280	MISC. FEDERAL THRU LOCAL	-	 160,800.00	160,800.00
3290	MISC. FEDERAL THRU STATE	259,461.00	-	259,461.00
3293	EMERGENCY IMMIGRANT EDUC.	-	-	-
3337	BREAKFAST SUPPLEMENT	110,000.00	-	110,000.00
3338	LUNCH SUPPLEMENT	140,000.00	-	140,000.00
3380	STATE THROUGH LOCAL	-	-	-
3390	MISC. STATE	276,500.00	-	276,500.00
3420	STATE FOREST FUNDS	-	-	-
3431	INTEREST	40,000.00	-	40,000.00
3450	PAID PUPIL LUNCH	645,000.00	-	645,000.00
3451	STUDENT LUNCHES	23,000.00	-	23,000.00
3452	STUDENT BREAKFASTS	38,000.00	-	38,000.00
3453	ADULT MEALS	35,000.00	-	35,000.00
3454	A LA CARTE	775,000.00	-	775,000.00
3455	AFTER SCHOOL SNACKS	-	-	-
3456	OTHER FOOD SALES	250,000.00	-	250,000.00
3457	OTHER FOOD SERVICES	-	-	-
3458	OVER/SHORT FOOD SERVICE	1,000.00	-	1,000.00
3459	REDUCED PUPIL BREAKFAST	4,350.00	-	4,350.00
3490	MISC. LOCAL	2,673,500.00	-	2,673,500.00
TOTAL EST. REVENUE		\$ 85,543,772.79	\$ 1,962,422.40	\$ 87,506,195.19
FUND BALANCE 07/01/2023		\$ 12,968,593.02	\$ -	\$ 12,968,593.02
TOTAL EST. REV. AND BEG BALANCE		\$ 98,512,365.81	\$ 1,962,422.40	\$ 100,474,788.21

2023 - 2024 BUDGET AMENDMENT # 15
SPECIAL REVENUES
2/29/2024

This budget amendment represents an increase in the Special Revenues Fund in the amount of: \$ 1,962,422.40



1	JROTC	\$	14,040.00
2	Perkins Grant	\$	100,000.00
3	Title I Unisig	\$	1,638,363.40
4	Title III Part A	\$	49,219.00
5	HIPPY University of South Florida	\$	160,800.00

Total

APPROPRIATION ACCOUNT FUNC/OBJ	OBJECT CODE DESCRIPTION	APPROVED 2023-2024 BUDGET	INCREASE/ (DECREASE)	REVISED 2023-2024 BUDGET
--------------------------------------	----------------------------	---------------------------------	-------------------------	--------------------------------

Notes:

Dir. Instr.

{1}	5000.10	Salaries	\$ 7,647,753.22	147,000.51	\$ 7,794,753.73
	.20	Benefits	3,500,913.94	12,555.33	3,513,469.27
	.30	Purchase Service	1,839,548.53	1,205.29	1,840,753.82
	.40	Energy Service	5,000.00	-	5,000.00
	.50	Supplies	510,580.32	90,848.83	601,429.15
{2}	.60	Capital Outlay	278,174.85	1,342,987.13	1,621,161.98
	.70	Other Expense	83,353.00	1,405.00	84,758.00
			<hr/>		
			\$ 13,865,323.86	\$ 1,596,002.09	\$ 15,461,325.95

Pupil Pers.

	6100.10	Salaries	\$ 1,525,133.91	89,576.00	\$ 1,614,709.91
	.20	Benefits	663,285.94	45,465.98	708,751.92
	.30	Purchase Service	83,033.17	28,798.31	111,831.48
	.40	Energy Service	10,540.00	(52.00)	10,488.00
	.50	Supplies	54,568.90	6,409.32	60,978.22
	.60	Capital Outlay	8,619.10	800.00	9,419.10
	.70	Other Expense	1,564.47	3,850.00	5,414.47
			<hr/>		
			\$ 2,346,745.49	\$ 174,847.61	\$ 2,521,593.10

Curr. Dev.

	6300.10	Salaries	\$ 2,445,345.64	14,920.00	\$ 2,460,265.64
	.20	Benefits	683,746.51	4,258.38	688,004.89
	.30	Purchase Service	88,051.24	6,663.38	94,714.62
	.40	Energy Service	-	-	-
	.50	Supplies	31,618.35	6,504.08	38,122.43
	.60	Capital Outlay	30,089.95	-	30,089.95
	.70	Other Expense	-	-	-
			<hr/>		
			\$ 3,278,851.69	\$ 32,345.84	\$ 3,311,197.53

Staff Dev.

	6400.10	Salaries	\$ 2,299,713.49	52,093.50	\$ 2,351,806.99
	.20	Benefits	729,117.57	(9,586.26)	719,531.31
	.30	Purchase Service	328,581.72	27,726.48	356,308.20
	.40	Energy Service	-	-	-
	.50	Supplies	41,606.90	(8,074.66)	33,532.24
	.60	Capital Outlay	-	1,544.15	1,544.15
	.70	Other Expense	49,664.23	10,051.00	59,715.23
			<hr/>		
			\$ 3,448,683.91	\$ 73,754.21	\$ 3,522,438.12

APPROPRIATION ACCOUNT FUNC/OBJ	OBJECT CODE DESCRIPTION	APPROVED 2023-2024 BUDGET	INCREASE/ (DECREASE)	REVISED 2023-2024 BUDGET
--------------------------------------	----------------------------	---------------------------------	-------------------------	--------------------------------

Notes:

Board

Gen. Admin.

7200.10	Salaries	\$ -	\$ -	\$ -
.20	Benefits	-	-	-
.30	Purchase Service	-	-	-
.40	Energy Service	-	-	-
.50	Supplies	-	-	-
.60	Capital Outlay	-	-	-
.70	Other Expense	1,063,954.49	69,530.76	1,133,485.25
		<hr/>		
		\$ 1,063,954.49	\$ 69,530.76	\$ 1,133,485.25

School Admin.

7300.10	Salaries	\$ 366,771.36	\$ -	\$ 366,771.36
.20	Benefits	122,139.10	-	122,139.10
.30	Purchase Service	75.00	-	75.00
.40	Energy Service	-	-	-
.50	Supplies	-	-	-
.60	Capital Outlay	-	-	-
.70	Other Expense	-	-	-
		<hr/>		
		\$ 488,985.46	\$ -	\$ 488,985.46

Food Serv.

7600.10	Salaries	\$ 6,878,753.77	\$ -	\$ 6,878,753.77
.20	Benefits	3,735,856.67	-	3,735,856.67
.30	Purchase Service	1,221,800.00	100,000.00	1,321,800.00
.40	Energy Service	422,800.00	-	422,800.00
.50	Supplies	8,287,300.00	150,000.00	8,437,300.00
.60	Capital Outlay	94,000.00	-	94,000.00
{3} .70	Other Expense	591,000.00	(250,000.00)	341,000.00
		<hr/>		
		\$ 21,231,510.44	\$ -	\$ 21,231,510.44

Central Serv.

7700.10	Salaries	\$ -	\$ -	\$ -
.20	Benefits	-	-	-
.30	Purchase Service	69,965.90	(917.20)	69,048.70
.40	Energy Service	-	-	-
.50	Supplies	-	-	-
.60	Capital Outlay	-	-	-
.70	Other Expense	2,101.20	-	2,101.20
		<hr/>		
		\$ 72,067.10	\$ (917.20)	\$ 71,149.90

APPROPRIATION ACCOUNT FUNC/OBJ	OBJECT CODE DESCRIPTION	APPROVED 2023-2024 BUDGET	INCREASE/ (DECREASE)	REVISED 2023-2024 BUDGET
--------------------------------------	----------------------------	---------------------------------	-------------------------	--------------------------------

Notes:

Pupil Trans.

7800.10	Salaries	\$ 157,283.26	\$ -	\$ 157,283.26
.20	Benefits	83,600.00	-	83,600.00
.30	Purchase Service	79,202.66	15,359.09	94,561.75
.40	Energy Service	-	-	-
.50	Supplies	-	-	-
.60	Capital Outlay	-	-	-
.70	Other Expense	1,600.00	(1,600.00)	-
		<u>\$ 321,685.92</u>	<u>\$ 13,759.09</u>	<u>\$ 335,445.01</u>

Opr. of Plant

7900.10	Salaries	\$ -	\$ -	\$ -
.20	Benefits	-	-	-
.30	Purchase Service	4,135.92	2,800.00	6,935.92
.40	Energy Service	-	-	-
.50	Supplies	700.00	300.00	1,000.00
.60	Capital Outlay	-	-	-
.70	Other Expense	-	-	-
		<u>\$ 4,835.92</u>	<u>\$ 3,100.00</u>	<u>\$ 7,935.92</u>

Transfers

9700.90	Transfers	\$ 650,000.00	\$ -	\$ 650,000.00
---------	-----------	---------------	------	---------------

Contingency

2700		\$ 6,326,218.54	\$ -	\$ 6,326,218.54
------	--	-----------------	------	-----------------

TOTAL		<u>\$ 53,098,862.82</u>	<u>\$ 1,962,422.40</u>	<u>\$ 55,061,285.22</u>
-------	--	-------------------------	------------------------	-------------------------

Budget Amendment # 15 - Special Revenue Fund Notes- Appropriation Changes on Schedule II
For the Period of February 1, 2024 - February 29, 2024

{1} 5000.10 –Salaries. – \$147,000.51:

Title I Unisig	\$ 195,615.00
Title I Part A Basic	(48,614.49)

{2} 5000.60 – Capital Outlay– \$1,342,987.13:

Title I Unisig	\$ 1,222,200.00
Perkins Rural Innovation	87,000.00
Title I Part A Basic	33,837.13
Title I Pt C Migrant	(50.00)

{3} 7600.10 – Other Expense – -\$250,000.00:

Non Project	\$ (250,000.00)
-------------	-----------------

APPROPRIATION ACCOUNT FUNC/OBJ	OBJECT CODE DESCRIPTION	APPROVED 2022-2023 BUDGET	INCREASE/ (DECREASE)	REVISED 2022-2023 BUDGET
Notes:				
<u>Dir. Instr.</u>				
5000.10	Salaries	\$ 5,702,601.47	-	\$ 5,702,601.47
.20	Benefits	1,439,424.04	-	1,439,424.04
.30	Purchase Service	4,212,914.87	-	4,212,914.87
.40	Energy Service	-	-	-
.50	Supplies	3,867,495.44	-	3,867,495.44
.60	Capital Outlay	3,552,604.34	-	3,552,604.34
.70	Other Expense	621,017.40	-	621,017.40
		<hr/>		
		\$ 19,396,057.56	\$ -	\$ 19,396,057.56
<u>Pupil Pers.</u>				
6100.10	Salaries	\$ 2,089,847.63	-	\$ 2,089,847.63
.20	Benefits	1,057,280.77	-	1,057,280.77
.30	Purchase Service	650,028.09	-	650,028.09
.40	Energy Service	-	-	-
.50	Supplies	89,903.83	-	89,903.83
.60	Capital Outlay	-	-	-
.70	Other Expense	-	-	-
		<hr/>		
		\$ 3,887,060.32	\$ -	\$ 3,887,060.32
<u>Instr. Media</u>				
6200.10	Salaries	\$ 28,948.75	\$ -	\$ 28,948.75
.20	Benefits	3,922.46	-	3,922.46
.30	Purchase Service	-	-	-
.40	Energy Service	-	-	-
.50	Supplies	-	-	-
.60	Capital Outlay	-	-	-
.70	Other Expense	-	-	-
		<hr/>		
		\$ 32,871.21	\$ -	\$ 32,871.21
<u>Curr. Dev.</u>				
6300.10	Salaries	\$ 776,276.88	-	\$ 776,276.88
.20	Benefits	241,854.63	-	241,854.63
.30	Purchase Service	2,442.59	-	2,442.59
.40	Energy Service	-	-	-
.50	Supplies	7,091.51	-	7,091.51
.60	Capital Outlay	13,335.65	-	13,335.65
.70	Other Expense	5,410.96	-	5,410.96
		<hr/>		
		\$ 1,046,412.22	\$ -	\$ 1,046,412.22
<u>Staff Dev.</u>				
6400.10	Salaries	\$ 1,516,382.72	\$ -	\$ 1,516,382.72
.20	Benefits	176,210.10	-	176,210.10
.30	Purchase Service	512,097.82	-	512,097.82
.40	Energy Service	-	-	-
.50	Supplies	42,704.39	-	42,704.39
.60	Capital Outlay	-	-	-
.70	Other Expense	16,535.00	-	16,535.00
		<hr/>		
		\$ 2,263,930.03	\$ -	\$ 2,263,930.03

APPROPRIATION ACCOUNT FUNC/OBJ	OBJECT CODE DESCRIPTION	APPROVED 2022-2023 BUDGET	INCREASE/ (DECREASE)	REVISED 2022-2023 BUDGET
Notes:				
<u>Instr. Tech.</u>				
6500.10	Salaries	\$ -	\$ -	\$ -
.20	Benefits	3,368.20	-	3,368.20
.30	Purchase Service	616,336.55	-	616,336.55
.40	Energy Service	-	-	-
.50	Supplies	-	-	-
.60	Capital Outlay	-	-	-
.70	Other Expense	87,836.62	-	87,836.62
		<hr/>		
		\$ 707,541.37	\$ -	\$ 707,541.37
<u>Board</u>				
<u>Gen. Admin.</u>				
7200.10	Salaries	\$ -	\$ -	\$ -
.20	Benefits	-	-	-
.30	Purchase Service	898,387.53	-	898,387.53
.40	Energy Service	-	-	-
.50	Supplies	924.20	-	924.20
.60	Capital Outlay	-	-	-
.70	Other Expense	1,069,884.64	-	1,069,884.64
		<hr/>		
		\$ 1,969,196.37	\$ -	\$ 1,969,196.37
<u>School Admin.</u>				
7300.10	Salaries	\$ 14,519.90	\$ -	\$ 14,519.90
.20	Benefits	4,624.41	-	4,624.41
.30	Purchase Service	22,380.60	-	22,380.60
.40	Energy Service	-	-	-
.50	Supplies	-	-	-
.60	Capital Outlay	23,208.40	-	23,208.40
.70	Other Expense	-	-	-
		<hr/>		
		\$ 64,733.31	\$ -	\$ 64,733.31
<u>Facilities Acq.</u>				
7400.10	Salaries	\$ -	\$ -	\$ -
.20	Benefits	-	-	-
.30	Purchase Service	-	-	-
.40	Energy Service	-	-	-
.50	Supplies	-	-	-
.60	Capital Outlay	7,369,995.56	-	7,369,995.56
.70	Other Expense	-	-	-
		<hr/>		
		\$ 7,369,995.56	\$ -	\$ 7,369,995.56
<u>Food Serv.</u>				
7600.10	Salaries	\$ -	\$ -	\$ -
.20	Benefits	-	-	-
.30	Purchase Service	-	-	-
.40	Energy Service	-	-	-
.50	Supplies	-	-	-
.60	Capital Outlay	-	-	-
.70	Other Expense	-	-	-
		<hr/>		
		\$ -	\$ -	\$ -

APPROPRIATION ACCOUNT FUNC/OBJ	OBJECT CODE DESCRIPTION	APPROVED 2022-2023 BUDGET	INCREASE/ (DECREASE)	REVISED 2022-2023 BUDGET
Notes:				
<u>Central Serv.</u>				
7700.10	Salaries	\$ -	\$ -	\$ -
.20	Benefits	-	-	-
.30	Purchase Service	459,699.54	-	459,699.54
.40	Energy Service	-	-	-
.50	Supplies	-	-	-
.60	Capital Outlay	-	-	-
.70	Other Expense	2,560.00	-	2,560.00
		<hr/>		<hr/>
		\$ 462,259.54	\$ -	\$ 462,259.54
<u>Pupil Trans.</u>				
7800.10	Salaries	\$ 347,954.61	\$ -	\$ 347,954.61
.20	Benefits	60,144.33	-	60,144.33
.30	Purchase Service	136,520.00	-	136,520.00
.40	Energy Service	24,000.00	-	24,000.00
.50	Supplies	-	-	-
.60	Capital Outlay	69,707.00	-	69,707.00
.70	Other Expense	950.00	-	950.00
		<hr/>		<hr/>
		\$ 639,275.94	\$ -	\$ 639,275.94
<u>Opr. of Plant</u>				
7900.10	Salaries	\$ -	\$ -	\$ -
.20	Benefits	-	-	-
.30	Purchase Service	21,559.25	-	21,559.25
.40	Energy Service	-	-	-
.50	Supplies	-	-	-
.60	Capital Outlay	68,012.96	-	68,012.96
.70	Other Expense	-	-	-
		<hr/>		<hr/>
		\$ 89,572.21	\$ -	\$ 89,572.21
<u>Comm. Ed.</u>				
9100.10	Salaries	\$ 14,385.34	-	\$ 14,385.34
.20	Benefits	2,721.26	-	2,721.26
.30	Purchase Service	-	-	-
.40	Energy Service	-	-	-
.50	Supplies	2,600,000.00	-	2,600,000.00
.60	Capital Outlay	-	-	-
.70	Other Expense	300.00	-	300.00
		<hr/>		<hr/>
		\$ 2,617,406.60	\$ -	\$ 2,617,406.60
<u>Debt Serv.</u>				
9200.70	Other Expense	\$ -	\$ -	\$ -
<u>Transfers</u>				
9700.90	Transfers	\$ -	\$ -	\$ -
<u>Contingency</u>				
2700		\$ 4,867,190.75	\$ -	\$ 4,867,190.75
TOTAL		\$ 45,413,502.99	\$ -	\$ 45,413,502.99